



West 2007
January 31-February 2, 2007
San Diego Convention Center
San Diego, California



NON-BLOCKING REGULATIONS

West '07 is an "open" show. The following paragraph is on your contract for exhibit space and should be adhered to. Any variance to these rules must be approved by Show Management.

PLEASE NOTE: Detailed plans for an exhibit not in compliance with Height and Non-Blocking Regulations as stated above **MUST BE** submitted to Exposition Management **IN WRITING** for approval. Approvals will be limited to cases where booth location or configuration allows for variances.

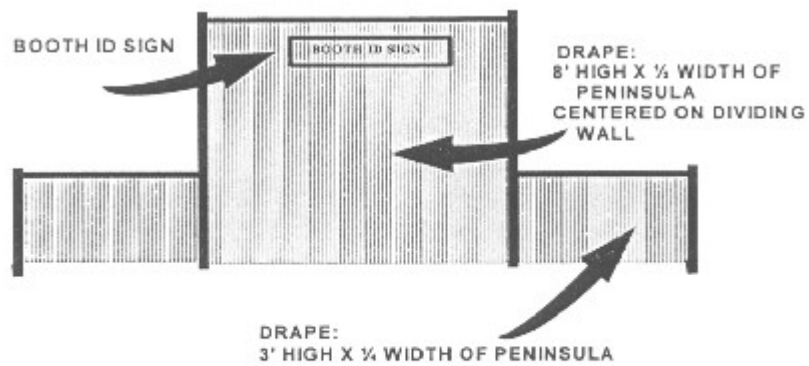
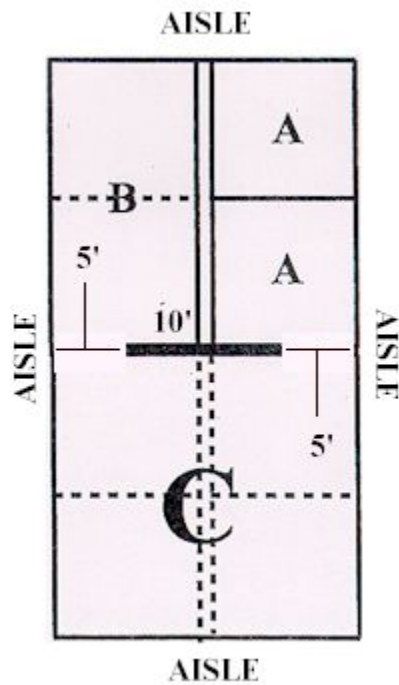
1. Linear displays should be built to a height not exceeding 8' within 5' of the back line of the booth, and not exceeding 40" above floor level at any point or side of the remaining booth area.
2. A canopy or false ceiling meeting the following specifications is permitted:
 - a. Forty-five degree taper (as viewed from above) from a point of not more than 3' forward of the rear corner of an adjacent booth.
 - b. Minimum clearance, including sign headers, above floor level is 7'. Maximum height of canopy is 8'.
 - c. Vertical supports no larger than 3" in diameter or 3" square, and not "grouped" to cause blocking.
3. High equipment, or equipment placed on tables or pedestals, must be positioned in the rear of the exhibit, in the best way possible, to prevent blocking the view of neighboring exhibits.

HEIGHT LIMITATIONS

Linear & Peninsular Booths: Height limitation is 8', INCLUDING SIGNAGE

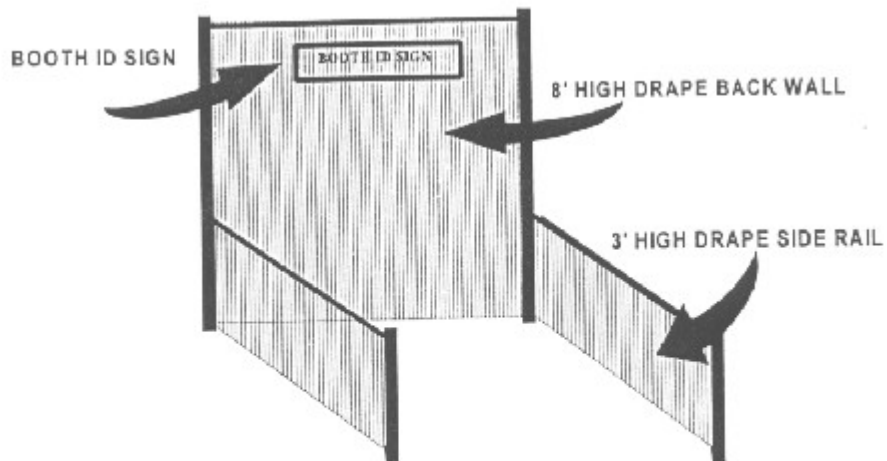
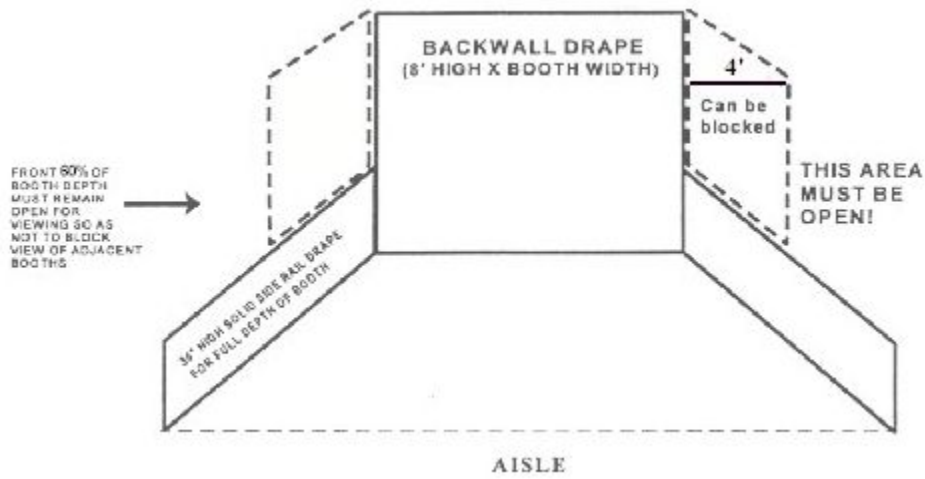
Island Booths: Height limitation is 20', INCLUDING SIGNAGE, but consideration should be taken as not to block view of neighboring exhibitors.

PENINSULA BOOTH LAYOUT FOR TYPE "C"



**Standard Booth Equipment
for "dividing wall" for Peninsula Booth & End-cap Booth**

IN-LINE BOOTH LAYOUT FOR TYPES "A" & "B"



Standard Booth Equipment
for "In-Line" Booth
(Types "A" & "B")