

Electrical Rental Information

Page 1 of 2

AFCEA Technology Showcase at DISA 2006

Las Vegas Hilton • May 1-4, 2006

Step-by-Step Guidelines to Completing Your Electrical Order Forms

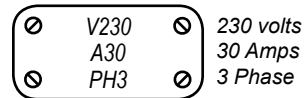
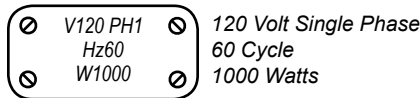
TSE has been appointed exclusivity rights to provide electrical, stagehand, and plumbing services. This is a step-by-step guide to completing your Electrical Order Forms.

STEP 1

Total the single phase or three phase power requirements of all nameplates on your equipment. Complete form E-2, Electrical Rental Order Form,

How much power do I need?

Calculate your lighting needs by adding wattage in each location. For other equipment, read the ratings from the metal plates attached to each unit.



STEP 2

If you require any under carpet distribution, machinery hooked up, or the combination of all outlets and booth power is greater than 20 amperes and/or with a voltage greater than 150 volts then you will require electrical labor and we require a copy of the floor plan of your booth.

STEP 3

To receive the advance rate, the booth layout form (H3) or a scaled plan for electrical distribution must be attached to this form or e-mailed to tse@ts-electric.com on or before April 21, 2006. PDF, CAD, or JPG files are preferred. Complete form E-3, Electrical Labor Order Form.

Remember these important facts when ordering labor:*

1. Labor is only guaranteed at 8:00a.m.
2. There is a minimum of 1 hour in, ½ hour out for all labor ordered.
3. Monday through Friday 8:00 a.m. to 5:00 p.m. is straight time. Holidays and weekends are billed at overtime rates.
4. **Labor dismantle is charged at 50% of total labor in. Overtime rates may apply.**
5. **A supervision surcharge of 30% will be added to labor performed when exhibitor or exhibitor's representatives are not present.**
6. **Labor ordered at show site will be surcharged at 50%.**

(For more details regarding TSE jurisdictions, see mid-section of Electrical Regulations and General Information Form)

STEP 4

If you require a forklift, fork and basket, condor and/or a scissor lift, complete form E-6.

STEP 5

If you require Stagehand Services, complete form E-7.

*Stagehand jurisdictions can be found on the bottom of form E-7.

STEP 6

If you require Plumbing Services, complete form K-1.

STEP 7

If you require any Water Filling and Draining Services, complete form K-1.

Electrical Rental Information

Page 2 of 2

AFCEA Technology Showcase at DISA 2006 Las Vegas Hilton • May 1-4, 2006

ELECTRICAL CODE AND SAFETY GUIDELINES

Electrical requirements for an exhibit at all convention facilities are for the safety of all exhibitors and are based on national electrical codes and local ordinances.

Too frequently, fires have been traceable to faulty wiring, sometimes because of carelessness and sometimes because of lack of understanding of the risks involved.

In the interest of public safety, exhibits at all convention facilities may be inspected to determine if any violations exist. If they are found, qualified electricians are available to correct the problems. This work will be performed on a time and materials basis. If the exhibitor does not wish to have the fault corrected, electrical service to the offending booth will not be connected.

If an exhibitor is not informed or does not understand basic safety standards for electrical wiring, an electrician should be consulted before shipment is made to convention facilities.

Serious risks are involved which can be eliminated by understanding basic requirements of safe wiring inside your booth. For the safety of you and the public, remember these points:

- All wiring must have a 3-wire grounded cord with a minimum of #14 gauge.
- Spot or flood lighting is a hazard when lamps are too close to fabrics or other material which can be affected by heat.
- The use of clip-on sign sockets, romex, or lamp cord wire in displays, or the use of 2-wire clamp on fixtures, is prohibited by order of fire prevention bureaus at trade shows and conventions.
- Cube taps and cobra heads are prohibited in Las Vegas
- Zip cords or two-wire cords are ungrounded and could result in safety hazards. Their use is forbidden in all convention facilities.
- It is your responsibility to refer to your specific facilities rules and regulations.

Please leave all 2-wire cords at home!

USE TIMESAVING WIRING METHODS AND A DISTRIBUTION SYSTEM

Whenever possible, in conformance with the electrical code, use multiconductor interconnecting cables with approved quick-connect plugs or fittings. Here is a list of the plugs that match our equipment receptacles:

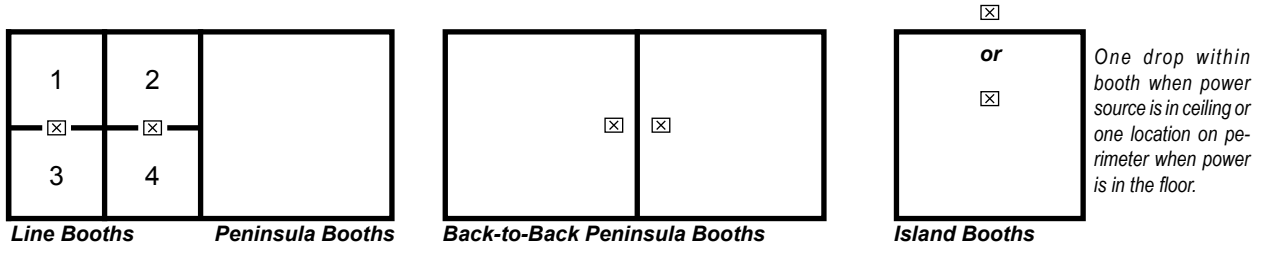
- 15 amp 120 volt: Standard U-ground cord cap
- 20 amp 208 volt 1Ø or 3Ø: Daniel Woodhead 26T10 or Hubbell 3521
- 60 amp 208 volt 1Ø or 3Ø: Daniel Woodhead Trade Show Plug Y560P
- 100 amp 208 volt 1Ø or 3Ø: Litton Veam Trade Show Plug CIRO1GRH

Exhibitors who require many standard outlets may wish to incorporate a power distribution system into their booth. Please contact our staff if you need more information at (800) 475-2098.

COMMONLY ASKED QUESTIONS

Where will my outlet be located?

There are four different types of trade show booths: Line Booths, Peninsula Booths, Back-to-Back Peninsula Booths, and Island Booths. Each type of booth has its own standard method of installation. In the following diagrams, the symbol ☒ represents the approximate location of power outlets:



Line Booths, Peninsula Booths, or Back-to-Back Peninsula Booths: Your pre-ordered electrical outlet will be installed at the rear of your booth, at the drape line.

Island Booths: You need to designate one location for each outlet you order. Multiple outlet locations will be charged on a labor and material basis. For facilities with power originating in the floor, your electrical outlet will be placed at one location at our discretion. All other distribution will be done on a time and materials basis. If you fail to provide us with a floorplan, we will bring your power to one location at our discretion.

Electricity will be turned on thirty minutes prior to show open and will be turned off within thirty minutes after show close.



RETURN TO: Trade Show Electrical • 7050 Lindell Road, Las Vegas, NV 89118-4702 • Phone: 800.475.2098 • FAX: 866.329.1437
International Exhibitors Only: Phone: 702.515.5970 • FAX: 702.263.1520 Contact us Online: www.ges.com/contact

All orders are governed by the GES Payment Policy and GES Terms & Conditions of Contract.

AFCEA Technology Showcase at DISA 2006

Las Vegas Hilton • May 1-4, 2006

DISCOUNT DEADLINE DATE:
April 21, 2006

COMPANY NAME	EMAIL ADDRESS	BOOTH NUMBER
--------------	---------------	--------------

BY SIGNING AND DELIVERING THIS FORM TO TRADE SHOW ELECTRICAL, CUSTOMER AGREES TO ALL TERMS AND CONDITIONS PRINTED IN THE SERVICE KIT. TO RECEIVE THE ADVANCE RATE, WE MUST RECEIVE YOUR ORDER, ALONG WITH FULL PAYMENT, BY THE DEADLINE DATE ABOVE. ALL OTHER ORDERS WILL BE PROCESSED AT THE REGULAR RATE. NO CREDITS WILL BE ISSUED ON SERVICES INSTALLED AS ORDERED EVEN THOUGH NOT USED.

ITEM #	NON 24 HR. QTY	DESCRIPTION	ADVANCE RATE	REGULAR RATE	24 HR. QTY	24 HR. ADV. RATE	24 HR. REG. RATE	TOTAL
120V OUTLETS								
6001		5 Amp/500 Watts	\$ 80.00	\$ 120.00		\$ 160.00	\$ 240.00	\$
6002		10 Amp/1000 Watts	\$ 143.75	\$ 215.75		\$ 287.50	\$ 431.50	\$
6003		15 Amp/1500 Watts	\$ 171.50	\$ 257.25		\$ 343.00	\$ 514.50	\$
6004		20 Amp/2000 Watts	\$ 191.50	\$ 287.25		\$ 383.00	\$ 574.50	\$
6005		30 Amp	Call For Quote			Call For Quote		
208V 1Ø OUTLETS								
<i>requires labor, maximum one (1) connection per outlet</i>								
6006		10 Amp	\$ 251.00	\$ 376.50		\$ 502.00	\$ 753.00	\$
6007		20 Amp	\$ 358.50	\$ 537.75		\$ 717.00	\$ 1075.50	\$
6008		30 Amp	\$ 402.25	\$ 603.50		\$ 804.50	\$ 1207.00	\$
6009		60 Amp	\$ 533.50	\$ 800.25		\$ 1067.00	\$ 1600.50	\$
6010		100 Amp	\$ 789.00	\$ 1183.50		\$ 1578.00	\$ 2367.00	\$
6012		200 Amp	\$ 1393.50	\$ 2090.25		\$ 2787.00	\$ 4180.50	\$
208V 3Ø OUTLETS								
<i>requires labor, maximum one (1) connection per outlet</i>								
6013		10 Amp	\$ 286.75	\$ 430.25		\$ 573.50	\$ 860.50	\$
6014		20 Amp	\$ 382.25	\$ 573.50		\$ 764.50	\$ 1147.00	\$
6015		30 Amp	\$ 534.75	\$ 802.25		\$ 1069.50	\$ 1604.50	\$
6016		60 Amp	\$ 712.25	\$ 1068.50		\$ 1424.50	\$ 2137.00	\$
6017		100 Amp	\$ 947.50	\$ 1421.25		\$ 1895.00	\$ 2842.50	\$
6019		200 Amp	\$ 1538.25	\$ 2307.50		\$ 3076.50	\$ 4615.00	\$
480V 3Ø OUTLETS								
<i>requires labor, maximum one (1) connection per outlet</i>								
6021		20 Amp	\$ 573.50	\$ 860.25		\$ 1147.00	\$ 1720.50	\$
6022		30 Amp	\$ 643.75	\$ 965.75		\$ 1287.50	\$ 1931.50	\$
6023		60 Amp	\$ 856.50	\$ 1284.75		\$ 1713.00	\$ 2569.50	\$
6024		100 Amp	\$ 1139.00	\$ 1708.50		\$ 2278.00	\$ 3417.00	\$
6025		200 Amp	\$ 1847.75	\$ 2771.75		\$ 3695.50	\$ 5543.50	\$
TRANSFORMER(S) TO BOOST 208V TO 230V								
6020		4.00/Amp (20 Amp Minimum)						\$

Also Available: 380V/220V 3Ø MOTOR & EQUIPMENT OUTLETS - CALL FOR QUOTE

ITEM #	QTY	DESCRIPTION	ADVANCE RATE	REGULAR RATE	TOTAL
LIGHTS Price includes Outlet & Labor for Light Only.					
Please call TSE at (702) 515-5955 for custom lights and lighting packages					
6042		75 Watt Black Arms	\$ 71.75	\$ 107.75	\$
6026		150 Watt ¹	\$ 80.00	\$ 120.00	\$
6027		Double 150 Watt ¹	\$ 140.00	\$ 210.00	\$
6028		250 Watt Krypton ¹	\$ 124.75	\$ 187.25	\$
6029		1000 Watt Overhead ²	\$ 310.75	\$ 466.25	\$
6044		4' Track w/3 Lights	\$ 203.75	\$ 305.75	\$
6046		Additional Track Light	\$ 36.50	\$ 54.75	\$

<p>I agree in placing this order that I have accepted GES Payment Policy and GES Terms & Conditions of Contract.</p> <p>Authorized Signature – Please Sign: X</p>	1. Total All Items Ordered	\$
	2. Payment Enclosed	\$
AUTHORIZED NAME - PLEASE PRINT	DATE	

PLEASE READ CAREFULLY

¹On stanchion, in-line booths only.

²May require labor and/or lift at additional charge not available at some locations.

- Any additional power drops or locations are chargeable on a time and material basis. Distribution and connection of outlets are chargeable on a time and material basis.
- The combination of all outlets and booth power greater than 20 amps and/or with a voltage greater than 150 volts will require electrical labor. Labor is required to inspect equipment pre-wired to plug into our system. Exhibitors are not permitted to use power unless ordered. Exhibitors found using outlets without an order will be subject to the regular rate for outlets used. No credits will be issued on unused outlets or lights installed as ordered.
- ELECTRICAL LABOR (See Electrical Labor Order Form) — Labor rates are subject to labor contract effective at time of show. Labor before 8:00 a.m. and after 5:00 p.m. and Saturdays, Sundays, and holidays will be at the Overtime Rate.** A 30% supervision fee will be charged for all electrical labor when exhibitor or exhibitor's supervisor is not present. Starting time can only be guaranteed when labor is requested for the start of the working day at 8 a.m. The minimum charge for labor and equipment is one (1) hour per worker and equipment. All equipment and labor is charged in one (1) hour increments per worker and equipment. Time will commence per exhibitor's request. Failure to start labor at requested time will result in a one hour charge per electrician requested, unless 24-hour advance notice is provided in writing.
- All booths requiring labor must send a booth floor plan to: tse@ts-electric.com. PDF, JPG and CAD files preferred. They can also be faxed to (702) 515-5739. Please write your booth number and show name on the fax. To receive the advance rate, the booth layout form (H-3) or a scaled plan for electrical distribution must be attached to this form or emailed to: tse@ts-electric.com
- The first ninety feet of cabling to deliver power to your booth is free. If additional cabling is necessary, to power your booth, it will be charged at a time, material and motorized equipment basis.



Electrical Labor Order Form

E-3

RETURN TO: Trade Show Electrical • 7050 Lindell Road, Las Vegas, NV 89118-4702 • Phone: 800.475.2098 • FAX: 866.329.1437
 International Exhibitors Only: Phone: 702.515.5970 • FAX: 702.263.1520 Contact us Online: www.ges.com/contact

All orders are governed by the GES Payment Policy and GES Terms & Conditions of Contract.

AFCEA Technology Showcase at DISA 2006
 Las Vegas Hilton • May 1-4, 2006

DISCOUNT DEADLINE DATE:
April 21, 2006

COMPANY NAME	EMAIL ADDRESS	BOOTH NUMBER
--------------	---------------	--------------

**PLEASE COMPLETE THIS FORM FOR ALL ELECTRICAL LABOR NEEDED.
 TO DETERMINE IF YOU NEED ELECTRICAL LABOR, PLEASE READ THIS FORM CAREFULLY.**

- All under-carpet distribution of electrical wiring. All facility overhead distribution of electrical wiring, including coaxial cable, fiber optics, twisted pair, etc., and the distribution of same from product to booth and from booth to booth. All motor and equipment hook-ups requiring hard wiring connections. Installation and/or repair of electrical fixtures. Installation of electrical motors and electrical apparatus to be energized.
- All outlets over 20 amps and/or with a voltage over 150 volts will require electrical labor. Labor is required to inspect equipment pre-wired to plug into our system. Exhibitors are not permitted to use power unless ordered. Exhibitors found using outlets without an order will be subject to the regular rate for outlets used.

IMPORTANT INFORMATION & RATES

- FLOOR WORK - UNDER CARPET DISTRIBUTION - TSE SUPERVISED (OK TO PROCEED)**
 TSE will supervise labor to: (If this option is left unmarked and a floorplan has been submitted, TSE will proceed with the floor work.)
- Distribute power under carpet (**Requires floor layout form H-3**).
- A 30% surcharge will be added to the labor rates below for this professional supervision.**
- FLOOR WORK - UNDER CARPET DISTRIBUTION - EXHIBITOR SUPERVISED (DO NOT PROCEED)**
 Exhibitor will supervise.
- Indicate workers needed for installation.

Starting time can be guaranteed only when labor is requested 24 hours in advance for the start of the working day at 8:00 AM. All exhibit labor for 8:00 AM starting times will be dispatched to booth space. For all other starting times, check in at the labor desk one-half (1/2) hour before time requested. Labor cancelled without a 24 hour notice shall be charged a one (1) hour cancellation fee per worker. If exhibitor fails to use the workers at the time confirmed, a one (1) hour "No-Show" charge per worker will apply.

The minimum charge for labor is one (1) hour per worker. All labor is charged in one (1) hour increments per worker.

All booths requiring labor must send a booth floor plan to tse@ts-electric.com. PDF, JPG and CAD files are preferred. They can also be faxed to (702) 515-5739. Please write your booth number and show name on the fax. To receive the advance rate, the booth layout form (H-3) or a scaled plan for electrical distribution must be attached to this form or emailed to: tse@ts-electric.com

GRATUITIES IN ANY FORM, INCLUDING CASH, GIFTS, OR LABOR HOURS FOR WORK NOT ACTUALLY PERFORMED ARE PROHIBITED BY GES. All rates are subject to change if necessitated by increased labor and material costs.

ELECTRICAL LABOR RATES AS FOLLOWS:

Labor Monday through Friday 8:00 AM to 5:00 PM — \$80.00/hour; All other times, Saturday, Sunday, Holidays — \$151.25/hour
 Forklift with operator Monday through Friday 8:00 AM to 5:00 PM — \$134.00; All other times, Saturday, Sunday, Holidays — \$205.25/hour

Aerial lift needs: Please see Hanging Sign form H-1 and H-2

A 50% surcharge will be added to the above labor rates for labor ordered at show site.

PLEASE SPECIFY, AS REQUIRED, IN "TYPE" COLUMN BELOW:

- FW - Floor Work (under carpet distribution)**
- BW - Booth Work (installation and dismantling)**

Please estimate the number of workers and hours per worker needed for installation and dismantling below. Invoice will be calculated according to actual hours worked. Floor work and booth work should be scheduled in the space provided.

TYPE	DATE(S)	SCHEDULE START	END	# OF HOURS	QUANTITY		RATE	TOTAL
					ELECTRICIANS	FORKLIFT/AERIALLIFT		
FW/EXH SUP		AM / PM	AM / PM				/HR	\$
		AM / PM	AM / PM				/HR	\$
		AM / PM	AM / PM				/HR	\$

I agree in placing this order that I have accepted GES Payment Policy and GES Terms & Conditions of Contract.	1. Total Labor Ordered	\$
	2. 30% (\$50.00) GES Supervision	\$
	3. Payment Enclosed	\$

Authorized Signature: **X**

AUTHORIZED NAME - PLEASE PRINT	DATE
--------------------------------	------

AFCEA Technology Showcase at DISA 2006

Las Vegas Hilton • May 1-4, 2006

DISCOUNT DEADLINE DATE:
April 21, 2006

1. Trade Show Electrical is not responsible for voltage fluctuation or power failure due to temporary conditions. For your protection you should install a surge protector on any sensitive electronic equipment. All electrical installations and connections to all electrical service should be made by a Trade Show Electrical electrician. Trade Show Electrical will not be responsible for any damage or loss of equipment, component, computer hardware or software and/or any damage or injury to any person caused by the installation, connection or plugging into any electrical outlet by persons other than a Trade Show Electrical electrician. TSE is not responsible for exhibitor supplied distribution equipment and materials.
2. Electricity will be turned on within 30 minutes of show opening and turned off 30 minutes after show closing.
3. 24-hour service to any outlet will be double the listed price.
4. Dedicated power is double the listed price, and can only be guaranteed before show opening with advance arrangements for date needed.
5. All electrical outlets will be installed on the floor at the draped backwall of in-line booths and peninsula spaces. Exhibitors with hardwall displays must arrange for power to be dropped inside the booth if necessary; this will be done on a time and material basis. Overhead power to island booths will be dropped to one main location per the exhibitor's floor plan. If no plan is provided, the connection(s) to equipment is chargeable on a time and material basis. For further information, please refer to the Exhibitor Electrical Information insert.
6. Local ordinances prohibit more than 2000 watts per lighting circuit and only one connection for power and motor outlets.
7. All wiring, motors, electrical installations, etc. must be approved. To prevent overloading of circuits, exhibitors cannot add wattage except as ordered.
8. All electrical permits required by the Local Building and Safety Code will be obtained by the electrical contractor.
9. All flood light, column and wall outlets are not a part of booth space. A separate outlet must be ordered at regular price for each piece of equipment to be connected.
10. Special hanging, hookups, repairs or installation of electrical will be done on a time and material basis.
11. Installation is subject to Local Union Contract and jurisdiction.
12. All equipment should be properly tagged and wired with full information as to current, voltage, phase, cycle, horsepower, etc. and 'Ready For Connection.'
13. All outlets over 20 amps and with a voltage of over 150 volts require electrical labor. This includes a 1-hour minimum to inspect exhibits that are pre-wired to plug into our system.
14. Any labor rates indicated on forms are based upon the current IBEW union contract at time of printing forms. These rates are subject to change without notice based on prevailing union contract at time of show.

ELECTRICAL CONTRACTOR'S RESPONSIBILITIES

As the Official Electrical Contractor, we will be responsible for:

- All under-carpet distribution of electrical/communication wiring (coaxial cable, fiber optics, telephone, etc.)
- All facility overhead distribution of electrical wiring, including coaxial cable, fiber optics and the distribution of same from product to booth and from booth to booth.
- All motor and equipment hook-ups requiring hard wire connections.
- Installation and/or repair of electrical fixtures, track lights, arm lights and/or low voltage.
- Installation of electrical motors to be energized and electrical apparatus.

The above items require electrical labor, which may be ordered in the Electrical Labor section on the next page.

ELECTRICAL CODE

Electrical Services for Exhibits at Convention Facilities

Electrical requirements for an exhibit at all convention facilities are for the safety of all exhibitors and are based on national Electrical Codes and local ordinances. Too frequently, fires have been traceable to faulty wiring, sometimes because of carelessness and sometimes because of lack of understanding of the risks involved.

In the interest of public safety, exhibits in the convention facilities may be inspected to determine if any violations exist. If they are found, qualified electricians are available to correct the problems. This work will be performed on a time and material basis. If the exhibitor does not wish to have the fault corrected, electrical services to the offending booth will not be connected.

If an exhibitor is not informed or does not understand basic safety standards for electrical wiring, an electrician should be consulted before shipment is made to the convention facilities.

Serious risks are involved which can be eliminated by understanding basic requirements of safe wiring inside your booth. For the safety of you and the public, remember these points:

- ***All wiring must have a 3-wire grounded cord with a minimum of #14 gauge.***
- ***Spot or flood lighting is a hazard when lamps are too close to fabrics or other material which can be affected by heat.***
- ***The use of clip-on sign sockets, romex or lamp cord wire in displays, or the use of 2-wire clamp on fixtures, is prohibited by order of fire prevention bureaus at trade shows and conventions.***
- ***Zip cords or two-wire cords are ungrounded and could result in safety hazards. Their use is forbidden in all convention facilities.***

Please leave all 2-wire cords at home!



Booth Layout Form

RETURN TO: Trade Show Electrical • 7050 Lindell Road, Las Vegas, NV 89118-4702 • Phone: 800.475.2098 • FAX: 866.329.1437
International Exhibitors Only: Phone: 702.515.5970 • FAX: 702.263.1520 **Contact us Online:** www.ges.com/contact

All orders are governed by the GES Payment Policy and GES Terms & Conditions of Contract.

AFCEA Technology Showcase at DISA 2006

Las Vegas Hilton • May 1-4, 2006

DISCOUNT DEADLINE DATE:
April 21, 2006

COMPANY NAME _____ EMAIL ADDRESS _____ BOOTH NUMBER _____

This grid must be attached to the following order forms to ensure proper placement of items in your booth. Please photocopy as needed.

To use this grid:

- Use bold lines to indicate the outline of your booth.
- Indicate the scale of the grid (i.e. 1 square = 1 foot) or indicate the dimensions of your booth.
- Mark the adjacent booth numbers or aisle numbers.

BACK OF BOOTH (Indicate Adjacent Booth or Aisle Number: _____)

Indicate Adjacent Booth or Aisle Number: _____

Indicate Adjacent Booth or Aisle Number: _____

FRONT OF BOOTH (Indicate Adjacent Booth or Aisle Number: _____)



Electrical Credit Card Charge Authorization

E-4

RETURN TO: Trade Show Electrical • 7050 Lindell Road, Las Vegas, NV 89118-4702 • Phone: 800.475.2098 • FAX: 866.329.1437
International Exhibitors Only: Phone: 702.515.5970 • FAX: 702.263.1520 Contact us Online: www.ges.com/contact

All orders are governed by the GES Payment Policy and GES Terms & Conditions of Contract.

AFCEA Technology Showcase at DISA 2006 Las Vegas Hilton • May 1-4, 2006

DISCOUNT DEADLINE DATE:
April 21, 2006

COMPANY NAME	EMAIL ADDRESS	BOOTH NUMBER
--------------	---------------	--------------

TSE requires payment in full at the time services are ordered. Further, TSE requires that you provide a credit card authorization with your initial order. For your convenience, we will use this authorization to charge your account for services, which may include labor, not covered by your initial payment.

You may arrange for a third party to handle your display and be billed for services. TSE will agree to this arrangement if the third party has a satisfactory payment record with us. **Both Firms** must complete this form, including **Third Party Credit Card Charge Authorization below**. If no third party is being used, only the "Exhibiting Firm" credit card charge authorization is required. Return form by the deadline date. **TSE reserves the right to deny any Third Party Billing Request that is not complete or received by the deadline date.**

It is understood and agreed that the exhibiting firm is ultimately responsible for payment of charges. If your named third party does not pay the invoice before the last day of the show, charges will revert to you, the exhibiting firm. All invoices are due and payable upon receipt.

Exhibiting Firm

EXHIBITING FIRM
STREET ADDRESS
CITY STATE ZIP
PHONE FAX

The items checked below are to be invoiced to the Exhibiting Firm:

- Electrical Outlets / Pre-Order only
- Electrical Outlets / Showsite only
- Electrical Outlets / All
- Stagehand Labor & Material
- Plumbing Outlets
- Other (Please Specify) _____
- Electrical Material
- Hanging Sign Labor & Material
- Electrical Labor In/Out
- Plumbing Labor & Material

I agree in placing this order that I have accepted GES Payment Policy and GES Terms & Conditions of Contract.

PLEASE SIGN **X** _____
 AUTHORIZED SIGNATURE

 AUTHORIZED NAME - PLEASE PRINT DATE

Exhibiting Firm Credit Card Charge Authorization

(All Information Must Be Provided)

PROVIDE EXPIRATION DATE **EXPIRATION DATE** MasterCard
 VISA
 Diners Club
 Discover
 American Express
 Corporate
 Personal

Account Number _____ - _____ - _____ - _____

CARDHOLDER'S NAME	PLEASE PRINT	
CARDHOLDER'S BILLING ADDRESS	CITY	
STATE	ZIP	COUNTRY

PLEASE SIGN **X** _____
 CARDHOLDER'S SIGNATURE DATE

Third Party

THIRD PARTY
ADDRESS
CITY STATE ZIP
PHONE FAX

The items checked below are to be invoiced to the Third Party:

- Electrical Outlets / Pre-Order only
- Electrical Outlets / Showsite only
- Electrical Outlets / All
- Stagehand Labor & Material
- Plumbing Outlets
- Other (Please Specify) _____
- Electrical Material
- Hanging Sign Labor & Material
- Electrical Labor In/Out
- Plumbing Labor & Material

I agree in placing this order that I have accepted GES Payment Policy and GES Terms & Conditions of Contract.

PLEASE SIGN **X** _____
 AUTHORIZED SIGNATURE

 AUTHORIZED NAME - PLEASE PRINT DATE

Third Party Credit Card Charge Authorization

(All Information Must Be Provided)

PROVIDE EXPIRATION DATE **EXPIRATION DATE** MasterCard
 VISA
 Diners Club
 Discover
 American Express
 Corporate
 Personal

Account Number _____ - _____ - _____ - _____

CARDHOLDER'S NAME	PLEASE PRINT	
CARDHOLDER'S BILLING ADDRESS	CITY	
STATE	ZIP	COUNTRY

PLEASE SIGN **X** _____
 CARDHOLDER'S SIGNATURE DATE